

Downloading eBooks onto an Apple iOS device



Actions before downloading an ebook from dawsonera:



Register for an Adobe ID via www.adobe.com or have an existing Adobe ID



Download the Bluefire Reader app from the Apple App Store and authorise with your Adobe ID



Download and install the Adobe Reader app from the Apple App Store or have an existing version of Adobe Reader on the device

eBooks from dawsonera are available to download in either EPUB or PDF format

The download window will show "Get Adobe Digital Editions" in the bottom left-hand corner if the ebook is an ePUB file or "Get Adobe Reader" if the ebook is a PDF format. Each format has separate access requirements outlined below:

Downloading an ebook on dawsonera from an Apple iOS device

1. To download an eBook, log into dawsonera on the Apple iOS device, search for the required title and click twice on the download icon
2. Choose the length of the download from the drop down menu and click download (see fig.1)

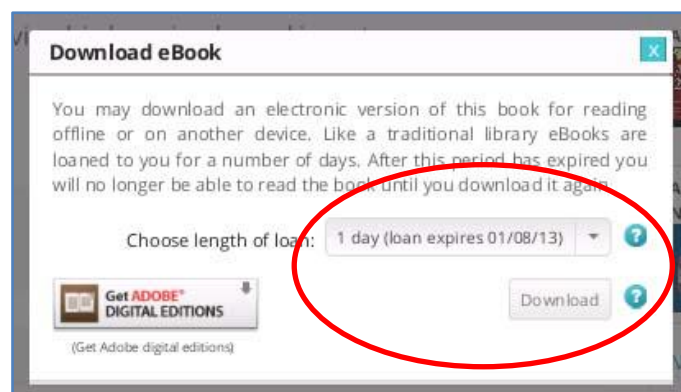


Figure 1

3. A notification pop-up will appear confirming the length of availability of the title once downloaded. (see fig.2)



Figure 2

The following actions are dependent on the format of the ebook you are downloading for EPUB format follow steps 4 to 6, for PDF format follow steps 7 to 9.

EPUB format

4. If the ebook you are downloading is an EPUB format a URLLink.acsm link will appear within your browser, click on "Open in Bluefire Reader" to complete the download. (see fig.3)

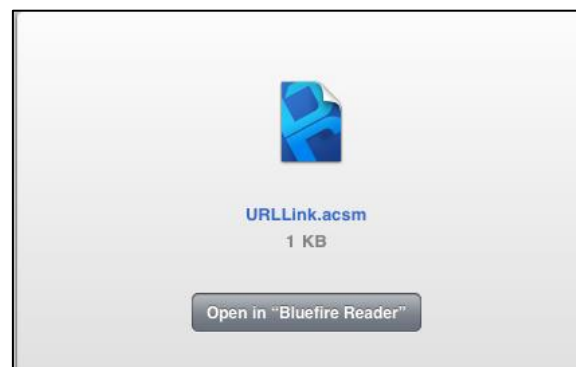


Figure 3

5. The title will download and the Bluefire Reader app will open.

6. The ebook will show in the My Library section of the Bluefire reader app with the option to “Read Now” or to “Read Later”. (see fig.4) *Access to the title will be available dependant on length of loan selected.*



Figure 4

PDF Format

7. If the ebook you are downloading is a PDF the download will not start automatically and you must click “For iphone and ipad users click here to download” (see fig.5)

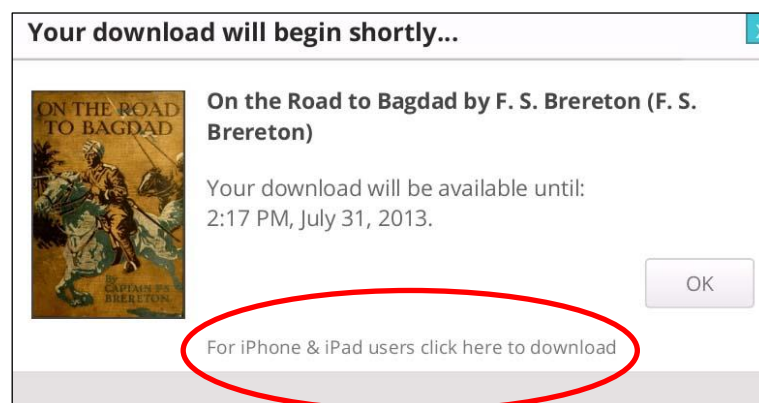


Figure 5

8. Once the download is complete select Open in “Adobe Reader” to open the eBook. (see fig.6)

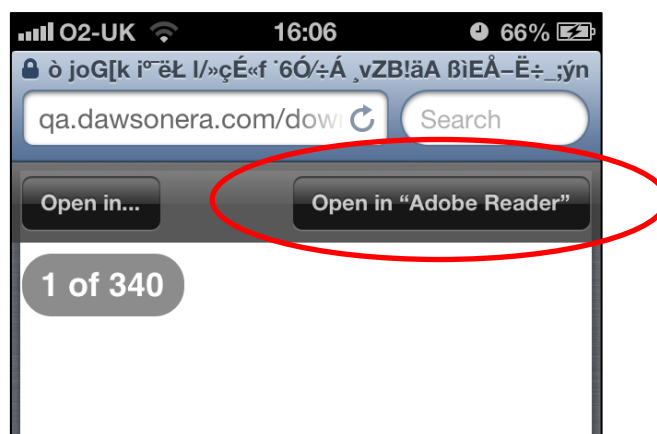


Figure 6

9. The DRM statement will appear in the Adobe Reader app, click open to read the ebook. (see fig.7)

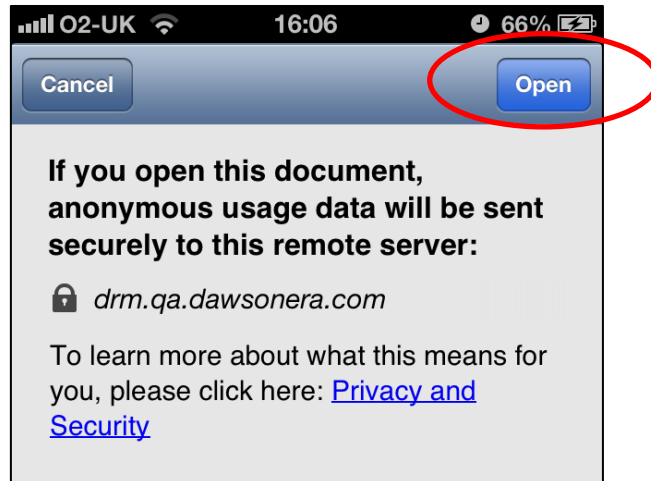


Figure 7